




Connectors > PCB Connectors > Wire-to-Board Connectors > Wire-to-Board Connector Assemblies & Housings



Connector Product Type: **Housing**

Connector & Housing Type: **Plug**

Connector System: **Wire-to-Wire**

Number of Positions: **4**

Centerline (Pitch): **5 mm [.197 in]**

Features

Product Type Features

Connector Product Type	Housing
Connector & Housing Type	Plug
Connector System	Wire-to-Wire
Sealable	No
Connector & Contact Terminates To	Wire & Cable

Configuration Features

Number of Positions	4
Number of Rows	1

Mechanical Attachment

Panel Mount Feature	With
Panel Mount Feature Type	Latches
Mating Retention	Without
Connector Mounting Type	Panel Mount

Housing Features



Centerline (Pitch)	5 mm [.197 in]
Housing Color	Natural

Usage Conditions

Operating Temperature Range	-25 – 105 °C [-13 – 221 °F]
-----------------------------	-----------------------------

Operation/Application

Circuit Application	Power & Signal
---------------------	----------------

Product Compliance

[For compliance documentation, visit the product page on TE.com>](#)

EU RoHS Directive 2011/65/EU	Compliant
EU ELV Directive 2000/53/EC	Compliant
China RoHS 2 Directive MIIT Order No 32, 2016	No Restricted Materials Above Threshold
EU REACH Regulation (EC) No. 1907/2006	Current ECHA Candidate List: JUNE 2022 (224) Candidate List Declared Against: JUNE 2022 (224) Does not contain REACH SVHC
Halogen Content	Not Low Halogen - contains Br or Cl > 900 ppm.
Solder Process Capability	Not applicable for solder process capability

Product Compliance Disclaimer

This information is provided based on reasonable inquiry of our suppliers and represents our current actual knowledge based on the information they provided. This information is subject to change. The part numbers that TE has identified as EU RoHS compliant have a maximum concentration of 0.1% by weight in homogenous materials for lead, hexavalent chromium, mercury, PBB, PBDE, DBP, BBP, DEHP, DIBP, and 0.01% for cadmium, or qualify for an exemption to these limits as defined in the Annexes of Directive 2011/65/EU (RoHS2). Finished electrical and electronic equipment products will be CE marked as required by Directive 2011/65/EU. Components may not be CE marked. Additionally, the part numbers that TE has identified as EU ELV compliant have a maximum concentration of 0.1% by weight in homogenous materials for lead, hexavalent chromium, and mercury, and 0.01% for cadmium, or qualify for an exemption to these limits as defined in the Annexes of Directive 2000/53/EC (ELV). Regarding the REACH Regulation, the information TE provides on SVHC in articles for this part number is based on the latest European Chemicals Agency (ECHA) 'Guidance on requirements for substances in articles' posted at this URL: <https://echa.europa.eu/guidance-documents/guidance-on-reach>

Compatible Parts




TE Part # 1241967-8
FASTIN FASTON TAB HOUSING 8P



TE Part # 1241857-5
5 POS FASTIN/ON HOUSING PANEL MOUNT



TE Part # 9-927742-4
4POS FASTIN FASTON HOUSING



TE Part # 5-1241967-8
FASTIN FASTON TAB HOUSING 8P



TE Part # 293044-1
7 POS. FASTIN-FASTON* TAB HOUSING, RAST5



TE Part # 293008-1
3 POS. FASTIN-FASTON CONN. TAB HOUSING R



TE Part # 293014-1
7 POS. FASTIN FASTON TAB HSG



TE Part # 927742-4
4 POS FASTIN/ON HOUSING PANEL MOUNT



TE Part # 1-1241968-5
FASTIN FASTON HOUSING 10P



TE Part # 1-293008-1
3 POS. FASTIN-FASTON CONN. TAB HOUSING R



TE Part # 293008-5
3 POS. FASTIN-FASTON CONN. TAB HOUSING R




TE Part # 293010-4
5 POS. FASTIN-FASTON CONN. TAB HOUSING R




TE Part # 1-928230-2
2 POS FASTIN/ON HOUSING PANEL MOUNT


Also in the Series | RAST 5 IDC Connectors




Automotive Terminals(8)



Connector Contacts(12)



Crimp Terminal Housings(41)




Insertion & Extraction Tools(1)




PCB Headers & Receptacles(424)



Rectangular Connector Housings(1)



Standard Edge Connectors(47)



Standard Rectangular Connectors(112)



Wire-to-Board Connector Assemblies & Housings(213)



Wire-to-Board Connector Contacts(2)

Documents

CAD Files

3D PDF

3D

Customer View Model

[ENG_CVM_CVM_293009-1_B_c-293009-1-b.2d_dxf.zip](#)

English

Customer View Model

[ENG_CVM_CVM_293009-1_B_c-293009-1-b.3d_igs.zip](#)

English

Customer View Model

[ENG_CVM_CVM_293009-1_B_c-293009-1-b.3d_stp.zip](#)

English

By downloading the CAD file I accept and agree to the [Terms and Conditions](#) of use.

Datasheets & Catalog Pages

[FASTIN_FASTON_Product_Line](#)

English

Product Specifications

[Product Specification](#)

English

Product Environmental Compliance

[MD_293009-1_122720171234_dmtec](#)

English

[MD_293009-1_122720171234_dmtec](#)

English



[Agency Approvals](#)

[VDE Certificate](#)

English